Колона/Column C1

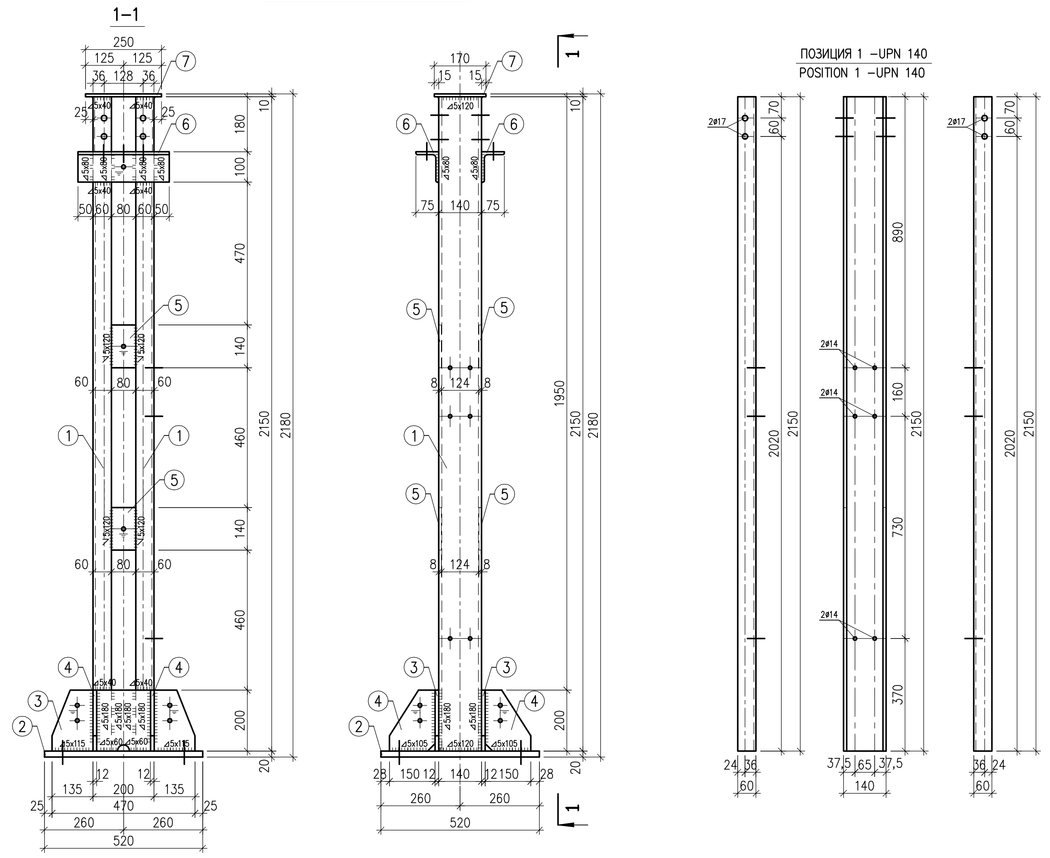

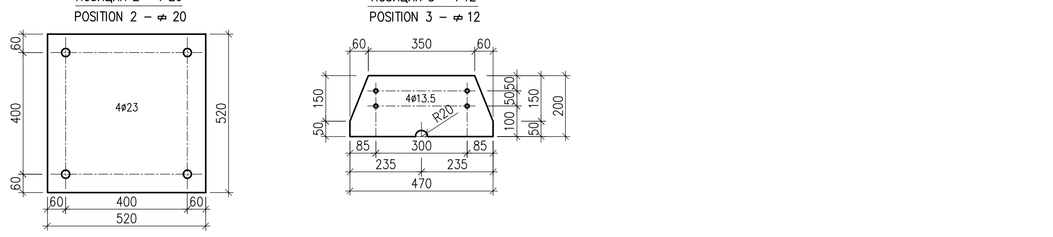

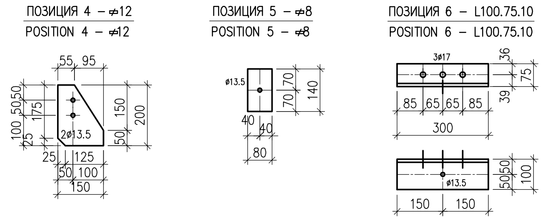

Греда/Beam B1

ПОЗИЦИЯ/POSITION 8 – UPN 160

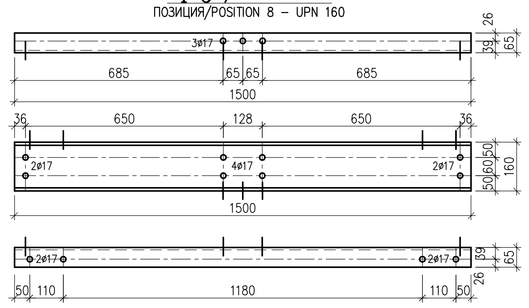

Греда/Beam B2

3–3

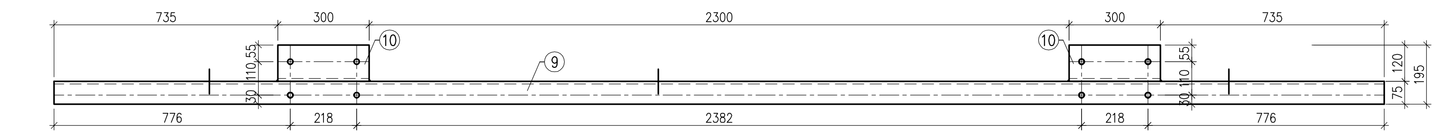

2–2

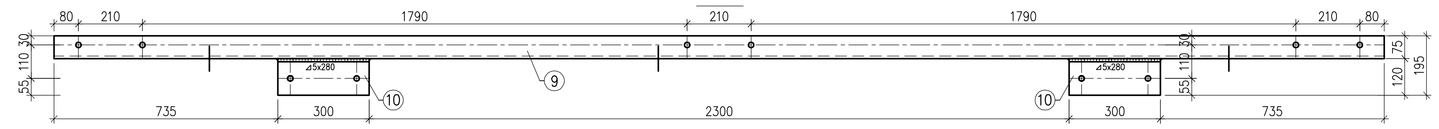

ПОЗИЦИЯ / POSITION 9 – UPN 200

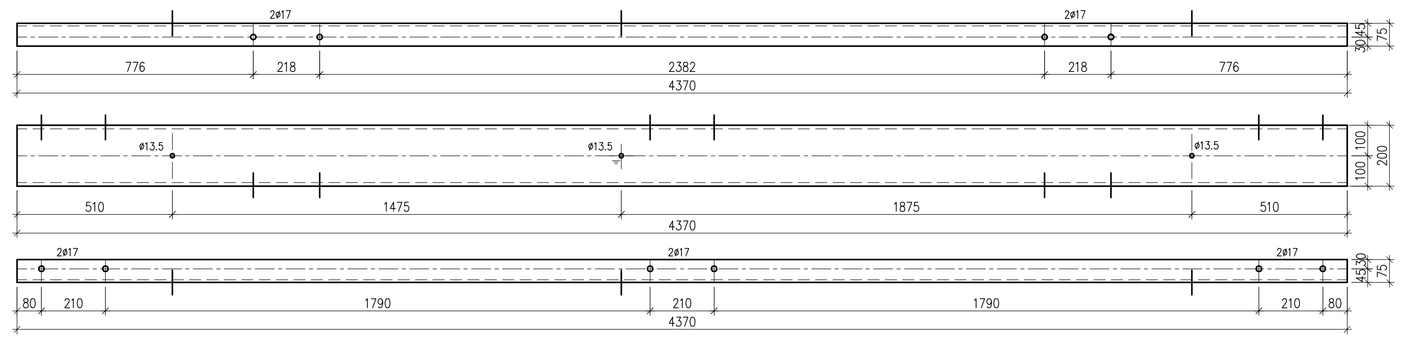

Греда/Beam B3

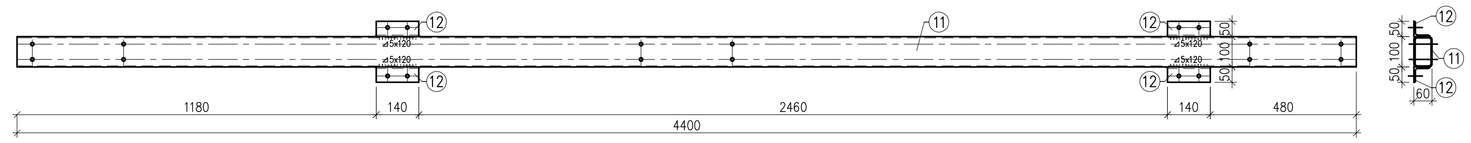

ПОЗИЦИЯ / POSITION 11 – ▭100.60.4

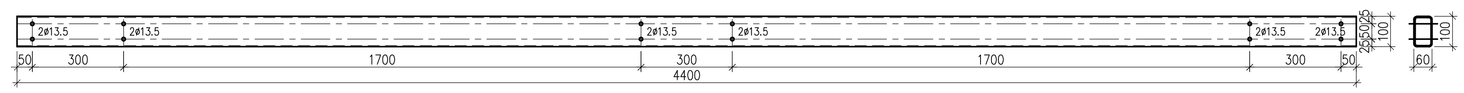

Греда/Beam B4

ПОЗИЦИЯ / POSITION 13 – L60.60.5

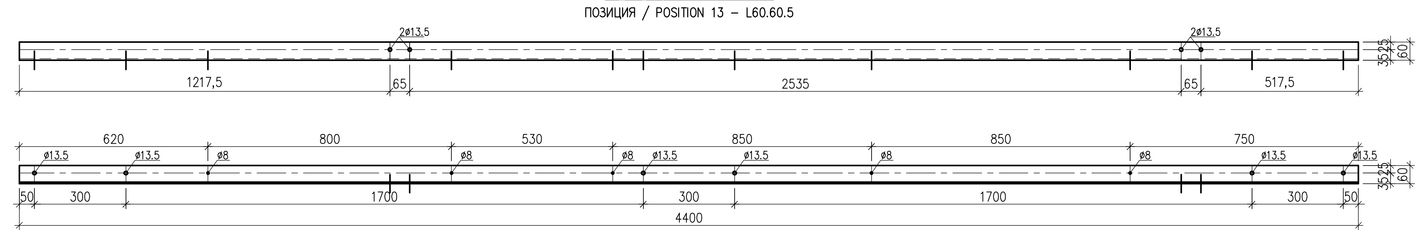

Греда/Beam B5

ПОЗИЦИЯ / POSITION 14 – L60.60.5

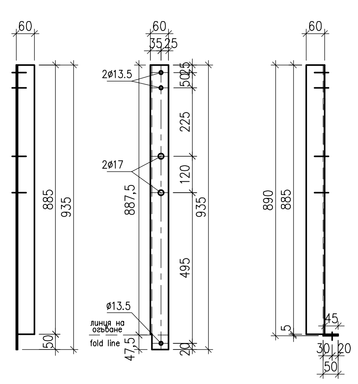

Греда/Beam B6

ПОЗИЦИЯ / POSITION 15 – L60.60.5

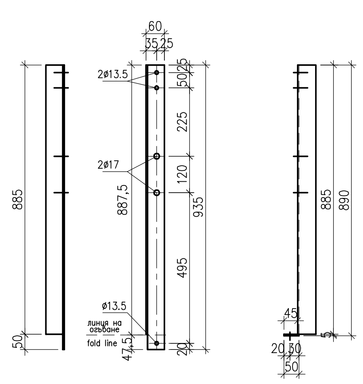

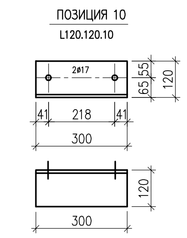

СЕ 1

ПОЗИЦИЯ 16 – UPN 140
POSITION 16 – UPN 140

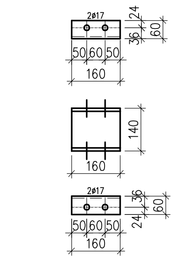

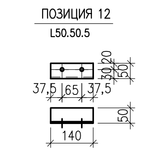

CE1	Total/Всичко за 1 елемент				2.56				
	16	UPN 140	160	1	2.56	2.56	S235JRG2		с отвори with holes
B6	Total/Всичко за 1 греда				4.28				
	15	L 60.60.5	935	1	4.28	4.28	S235JRG2	БДС EN 10056–1	с отвори with holes
B5	Total/Всичко за 1 греда				4.28				
	14	L 60.60.5	935	1	4.28	4.28	S235JRG2	БДС EN 10056–1	с отвори with holes
B4	Total/Всичко за 1 греда				20.11				
	13	L 60.60.5	4400	1	20.11	20.11	S235JRG2	БДС EN 10056–1	с отвори with holes
B3	Total/Всичко за 1 греда				45.57				
	25 electrodes/електроди E 42 58 42 H5					0.90			
	12	L 50.50.5	140	4	0.53	2.12	S235JRG2	БДС EN 10056–1	с отвори with holes
	11	▭100x60x4	4400	1	42.55	42.55	S235JRG2	БДС EN100219–2	с отвори with holes
B2	Total/Всичко за 1 греда				123.91				
	25 electrodes/електроди E 42 58 42 H5					2.43		EN ISO 2560	
	10	L 120.120.10	300	2	5.46	10.92	S235JRG2	БДС EN 10056–1	с отвори with holes
	9	UPN 200	4370	1	110.56	110.56	S235JRG2	EN 10025	с отвори with holes
B1	Total/Всичко за 1 греда				28.35				
	8	UPN 160	1500	1	28.35	28.35	S235JRG2	EN 10025	с отвори with holes
C1	Total/Всичко за 1 колона				157.37				
	25 electrodes/електроди E 42 58 42 H5					3.09		EN ISO 2560	
	7	⌀ 10x170	250	1	3.34	3.34	S235JRG2	БДС EN 10051	—
	6	L 100.75.10	300	2	3.90	7.80	S235JRG2	БДС EN 10056–1	с отвори with holes
	5	⌀ 8x80	140	4	0.71	2.84	S235JRG2	БДС EN 10051	с отвори with holes
	4	⌀ 12x150	200	4	2.83	11.32	S235JRG2	БДС EN 10051	то.ве.ош/изрязано се to be cut/изрязано се
	3	⌀ 12x200	470	2	8.86	17.72	S235JRG2	БДС EN 10051	то.ве.ош/изрязано се with holes/с отвори
	2	⌀ 20x520	520	1	42.46	42.46	S355JRG2	БДС EN 10051	с отвори with holes
	1	UPN 140	2150	2	34.40	68.80	S235JRG2	EN 10025	с отвори with holes
element position No. елемент позиция No.		profile профил	length дължина mm	pcs бр.	single за 1бр. weight – kg маса – kg	total общо weight – kg маса – kg	steel стомана	standard стандарт	note забележка

СЪГЛАСУВАЛИ

Част	Име	Подпис
Технология (Първична комутация)	инж. Пенчиев	
Технология (Вторична комутация)	инж. Гълъбова	
Геодезия	инж. Бонкиев	
ПБЗ	инж. Тодорова	
Пожарна безопасност	инж. Тодорова	
Възложител		

EL-TEST

Клиент: "ЕВН България Електроразпределение" ЕАД
Customer: EVN Bulgaria
Ръководител проект: –
Project Manager: –

Договор No.: Contract No.: 4628/2017
Checked: –
Том: 1 Part: 1

Обект: Подстанция 110/20kV "Изгрев", гр.Пловдив
Object: Substation 110/20kV "Izgrev", Plovdiv
Подобект: Ново извънно поле в ОРУ 110kV
Subobject: New outgoing feeder 110kV

Раздел: Section: A3

Date	06.2019
Drawn	Koteva
Designer	Koteva
Approved	Todorova
Формат: Format:	A0
Фаза: Phase:	работен проект detailed design

Стоманена конструкция за разединителя с два заземителни ножа–Елементи
Steel structure for disconnector with two earthing knifes – Elements

No. 016.02

Част: Part: Строително–конструктивна Civil work

Мащаб: Scale: 1:10

Име на файла: Filename: 463 03W 016 02 0 – F

Sheet 1 / 2

Ред. Rev.	Забележка Remarks	Дата Date	Име Name
–	–	–	–

D:\20151110\1351–2 | \\server_21–46 Projects\46project\463\03\REVISION E\463 03W 016 02 0 – E.dwg